


PRODUCT SPECIFICATION



Part No. : JH-50W14P35-Z1C
High Power LED

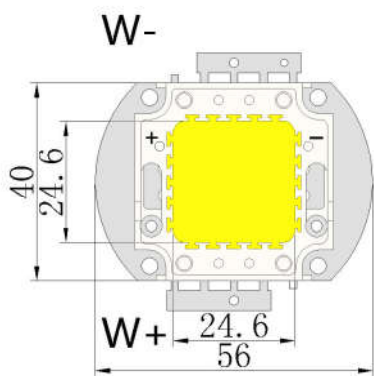
Catalog

1.Product Features	P2
2.Dimensions	P2
3.Absolute Maximum Rating	P3
4.Optical Character	P3
5.Optical Character Curves	P4
6.Spectrum Curves	P5
7.Viewing Angle Curves	P5
8.Cautions	P6

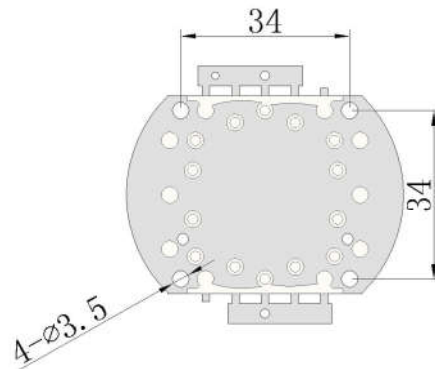
1.Product Features

- High Brightness white LED
- Plane Package
- Viewing Angle 140 Degree
- Chip Material: InGaN AlGaInP
- RoHS Compliant

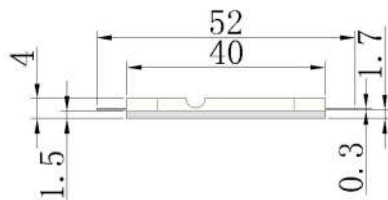
2.Dimensions



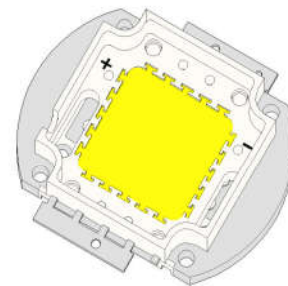
Top view



Bottom view



Side view



Perspective view



Circuit diagram

Notes:

1. All dimensions are in millimeters.
2. Tolerance is $\pm 0.1\text{mm}$ unless otherwise noted.

3. Absolute Maximum Rating @ Ta=25° C

Parameter	Symbol	Maximum Rating	Unit
Continuous Forward Current	IF	1750	mA
Peak Forward Current (1/10 Duty Cycle, 0.1ms Pulse Width)	IFp	2000	mA
Reverse Voltage	VR	35	V
Power Dissipation	PD	50	W
Electrostatic Discharge	ESD	1000	V
Operating Temperature Range	TOPR	-25°C to +80°C	
Storage Temperature Range	TSTG	-35°C to +100°C	
Lead Soldering Temperature	TSOL	260°C	

4. Optical Character @ Ta=25° C

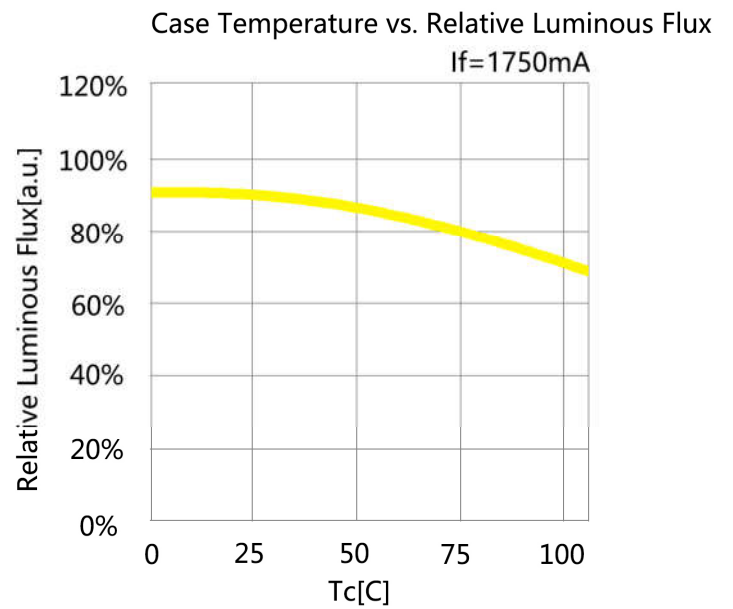
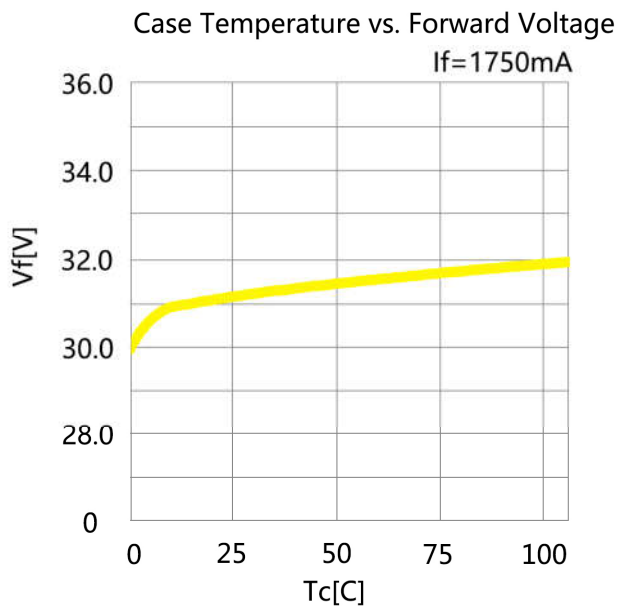
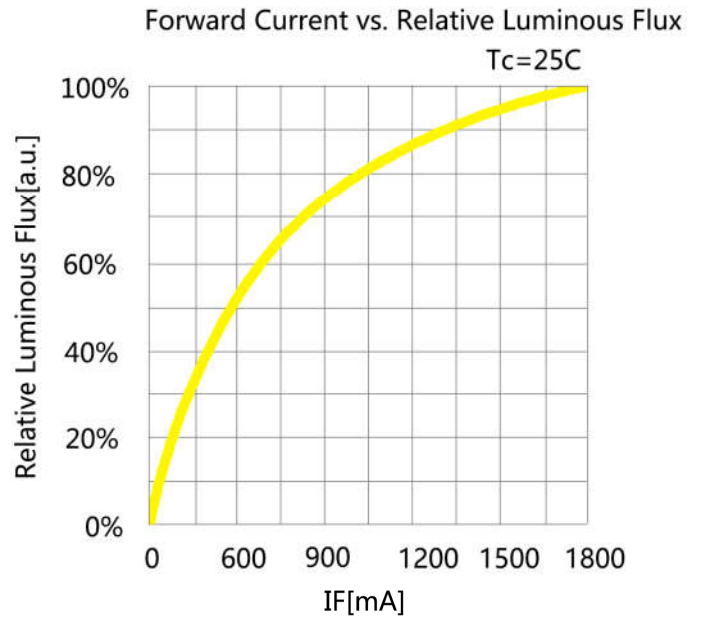
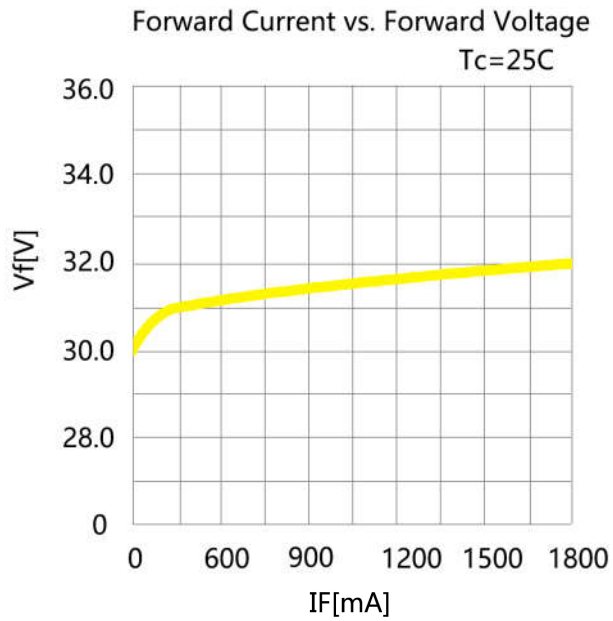
Parameter	Symbol	Color	Min.	Typ.	Max.	Unit	Test Condition
Forward Voltage	VF	W	30	31	32	V	IF=1750mA
Luminous Flux	Φ	W	7500	8000	8500	Lm	IF=1750mA
Chromaticity Coordinates	x			0.315		\	IF=1750mA
	y			0.328		\	IF=1750mA
Color Temperature	Tc	W	6000	6250	6500	K	IF=1750mA
Reverse Current	IR		0		10	μA	VR=35V
Viewing Angle	2θ1/2				140	deg	IF=1750mA
Recommend Forward Current	IF(rec)	W			1750	mA	

Notes:

Measurement tolerance of forward voltage±0.1V

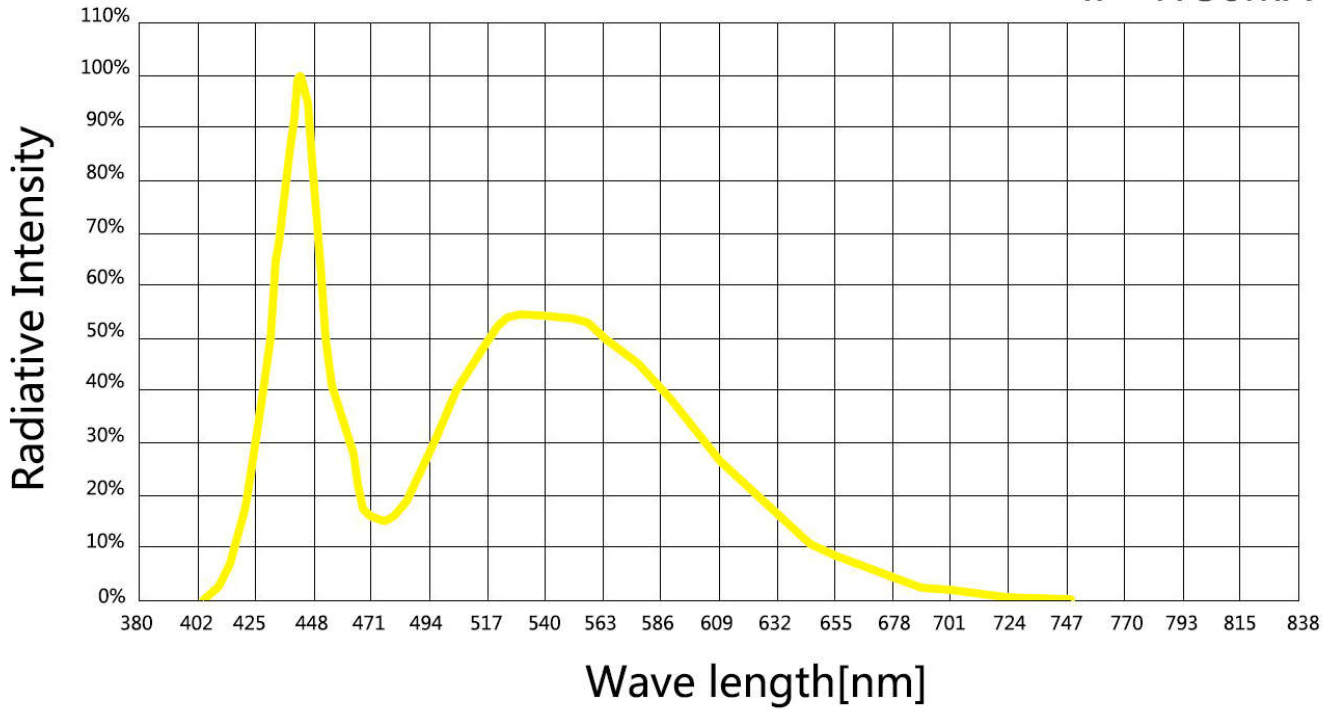
5. Optical Character Curves

(25 ° Ambient Temperature Unless Otherwise Noted)



6. Spectrum Curves

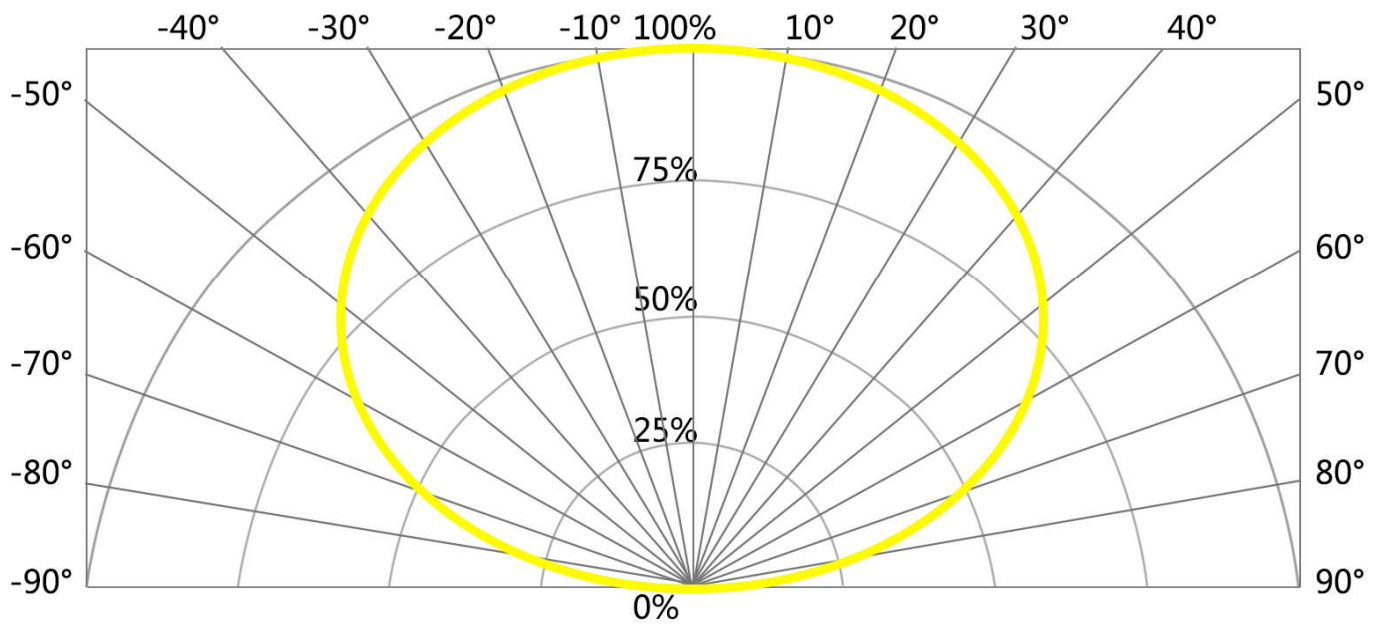
IF=1750mA



7. Viewing Angle Curves

Radiation Characteristic

IF=1750mA



8.Cautions

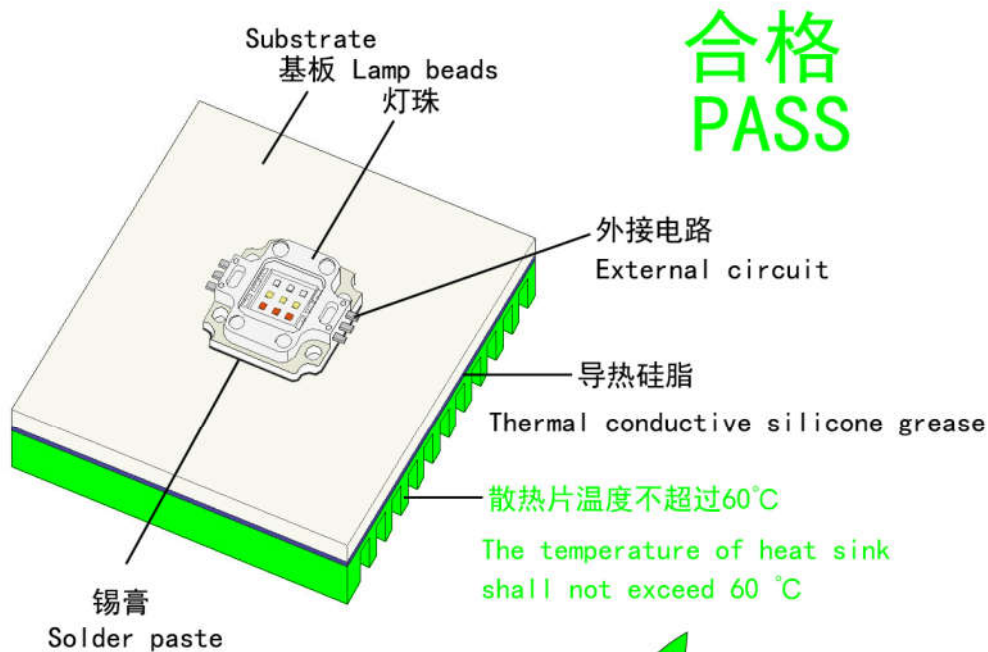
1. Electrostatic Treatment

Do a full range of anti-static measures (such as: anti-static ring, anti-static clothes, machine, equipment grounding wire, etc.)



2. Heat Dissipation

- A、 It is recommend to configure reasonable heat dissipation device for the product.
- B、 The best working temperature range of the product is 40-60°. It is recommended to control the working temperature of the product within a reasonable range.



合格
PASS

OK

